

If you have any questions, please contact me at [jamie@teachmommyteach.com](mailto:jamie@teachmommyteach.com)

Thank you for downloading!

You May:

- use these resources in your own home or classroom for non-commercial use.
- print as many copies as you would like.
- share the website link, <https://teachmommyteach.com/>, where this printable can be found, so that others can download the file.

You May NOT:

- sell, give away, or share a printed copy. Each person should download separately and print.
- print out a copy for multiple teachers, as in an entire school, co-op, or other group. Each teacher should download separately and print.
- link directly to the pdf. Instead, link to the page on <https://teachmommyteach.com/> or <https://teacherspayteacher.com/> where you found the download.
- claim this or any part of this printable as your own.
- alter this printable and claim it as your own.
- host any of the files on your personal or other websites that can be shared with others.
- Upload this resource to any file sharing sites

Credits!! Thank you Speaking of Images and Open Clipart!



<https://www.teacherspayteachers.com/Store/Speaking-Of-Images>



<https://openclipart.org/>

# Sight Words Kindergarten

## Book 5: As Big As

### Pre-Reading Worksheets

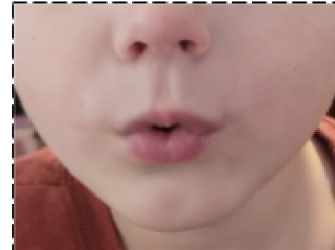
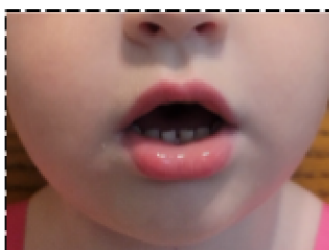



Your child will practice the high-frequency words *as*, *had*, and *was*.  
Your child will also practice *CVC* and *CCVC* words.

Name: \_\_\_\_\_

Let's practice saying the 'schwa a sound.' The 'schwa a sound' sounds like the 'short u sound,' but there is less stress. Look at the picture of the mouth below, and practice saying the 'schwa a sound.'




The word **WAS** has a 'schwa a sound.' Let's practice the high frequency word WAS. Cut out the mouth pictures. Glue the correct mouth above the letter in the box. The s represents a z sound.



Name: \_\_\_\_\_

The word **as** can be a difficult word to sound out. The **a** represents a **short a** sound. The **s** represents a **z** sound.


Sound out the word **AS**.



a

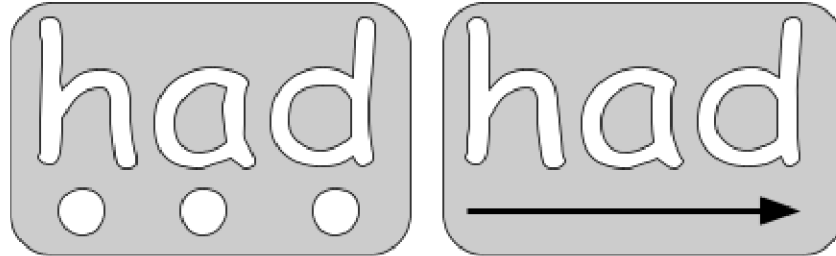
s

Practice reading the words **as** and **was**. Color **as** green. Color **was** blue.



Name: \_\_\_\_\_

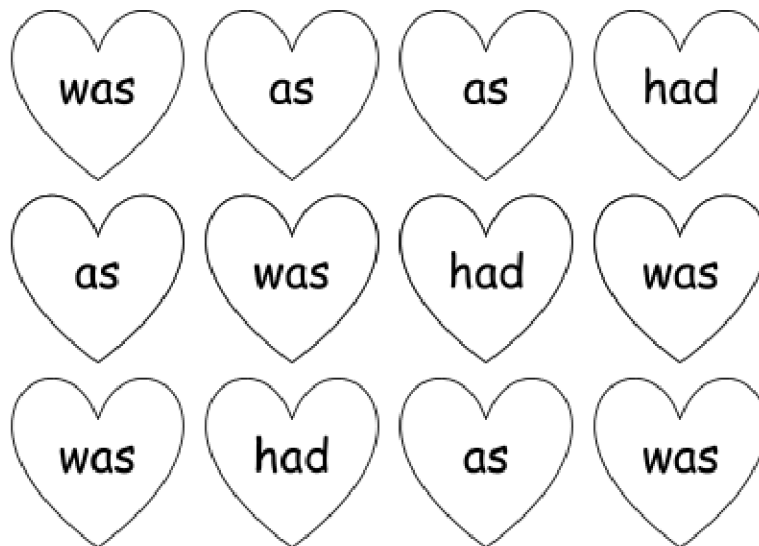
Touch each dot and say the sound the letter(s) represent. Then, touching the arrow, put the sounds together to sound out the word.



AS and HAD have **short a sounds**. WAS has a **schwa a sound**. Color the letters that represent the **short a sound** green. Color the letter that represents the **schwa a sound** blue.

had was as

Practice reading the words **as**, **was**, and **had**. Color **as** green. Color **was** blue. Color **had** pink.



# Sight Words Kindergarten

## Book 5: As Big As

### Extra Practice

### Post-Reading Worksheets

Name: \_\_\_\_\_

Read the following silly sentences. Color **as** green. Color **was** blue. Color **has** pink. Color **had** yellow.

Jen had a dog. The dog went to Bill. The dog did not go back to Jen. Who has the dog? Bill has the dog.

The dog was as pink as a pig. The dog was not as big as a pig. The dog was as big as a frog. Bill has a pink, small dog.

# Sight Words Kindergarten

## Book 5: As Big As

# Answers

## Pre-Reading Worksheets

Your child will practice the high-frequency words *as*, *had*, and *was*.  
Your child will also practice *CVC* and *CCVC* words.



Name: Answers

Let's practice saying the 'schwa a sound.' The 'schwa a sound' sounds like the 'short u sound,' but there is less stress. Look at the picture of the mouth below, and practice saying the 'schwa a sound.'



The word **WAS** has a 'schwa a sound.' Let's practice the high frequency word WAS. Cut out the mouth pictures. Glue the correct mouth above the letter in the box. The s represents a z sound.


W	a	s

# Answers

Name: \_\_\_\_\_

The word **as** can be a difficult word to sound out. The **a** represents a **short a** sound. The **s** represents a **z** sound.

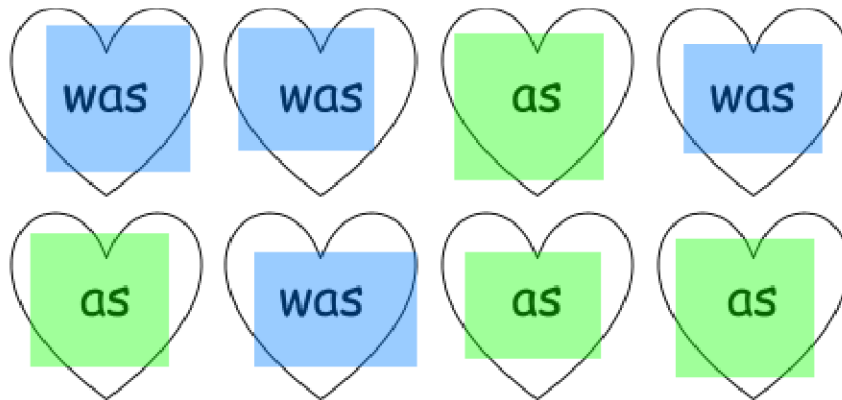
Sound out the word **AS**.



a

s

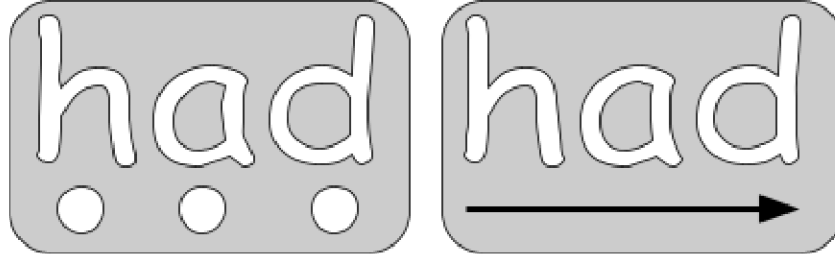
Practice reading the words **as** and **was**. Color **as** green. Color **was** blue.



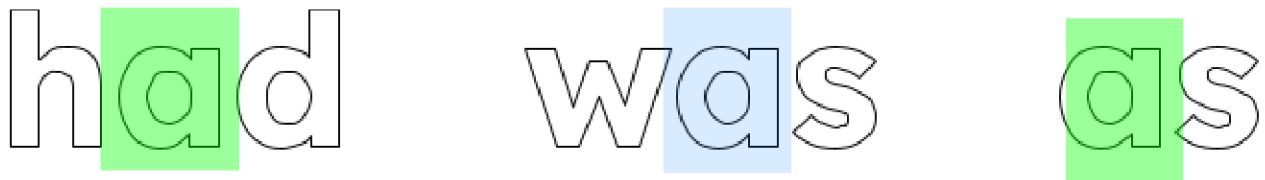
# Answers

Name: \_\_\_\_\_


Touch each dot and say the sound the letter(s) represent. Then, touching the arrow, put the sounds together to sound out the word.



AS and HAD have **short a sounds**. WAS has a **schwa a sound**. Color the letters that represent the **short a sound** green. Color the letter that represents the **schwa a sound** blue.



Practice reading the words **as**, **was**, and **had**. Color **as** green. Color **was** blue. Color **had** pink.



Sight Words Kindergarten

Book 5: As Big As

**Answers**

Extra Practice

Post-Reading Worksheets

Name: Answers

Read the following silly sentences. Color as green. Color was blue. Color has pink. Color had yellow.

Jen had a dog. The dog went to Bill. The dog did not go back to Jen. Who has the dog? Bill has the dog.

The dog was as pink as a pig. The dog was not as big as a pig. The dog was as big as a frog. Bill has a pink, small dog.